




Who?  
What?  
When?  
Where?





# QUIZ

See if you can fill this in after your first week.....

*There is important information in your planner to help you!*

1. My Form room is \_\_\_\_\_
2. My Form Tutor's name is \_\_\_\_\_
3. Lunch begins at \_\_\_\_\_
4. I must arrive in school at \_\_\_\_\_
5. If I need a white card I must see \_\_\_\_\_
6. After the first day I must be in my Form room at \_\_\_\_\_
7. Our Peer Mentors are called \_\_\_\_\_
8. My House is \_\_\_\_\_
9. My House Captain is \_\_\_\_\_
10. My Form Captain is \_\_\_\_\_
11. The Head Girl's name is \_\_\_\_\_

# Welcome!



Now that you have become a pupil in Strathearn we want to welcome you to Form I! This booklet has been designed to help you settle in quickly to the routine of your new school.

**REMEMBER...** EVERYONE has been a new girl at some time so we all know how you feel. You will soon settle down, so try not to worry. If you need to know anything, or are worried about something, all you have to do is ask!

You can ask...

- ☁ Your Form Tutor
- ☁ Your Peer Mentor
- ☁ Your Year Head
- ☁ Any other teacher



*Everyone will  
be happy  
to help you!*

# ON YOUR FIRST DAY...

*My first day of school is (date):*

---

✂ Please remember that school will start at 10am.

✂ You should arrive in school at 9.45am.

✂ Go straight to your Form Room.

✂ Your Form Tutor will take you to assembly during the morning.




✂ There will be a morning **BREAK** so remember to bring a snack to eat, if you wish.

✂ On the first day school ends at 12.50pm and you are free to go home at this time.

✂ Lunch will not be available in school on the first day.



# Teachers' Names



The Principal is called \_\_\_\_\_

The Vice Principal (Pastoral) is called \_\_\_\_\_

The Vice Principal (Teaching & Learning) is called \_\_\_\_\_

My Year Head is called \_\_\_\_\_

My Form Tutor is called \_\_\_\_\_

My Art teacher is called \_\_\_\_\_

My English teacher is called \_\_\_\_\_

My French teacher is called \_\_\_\_\_

My Geography teacher is called \_\_\_\_\_

My History teacher is called \_\_\_\_\_

My Home Economics teacher is called \_\_\_\_\_

My Mathematics teacher is called \_\_\_\_\_

My Music teacher is called \_\_\_\_\_

My PE teacher is called \_\_\_\_\_

My Science teacher is called \_\_\_\_\_

My Religious Studies teacher is called \_\_\_\_\_

My Technology teacher is called \_\_\_\_\_

My Information Technology teacher is called \_\_\_\_\_

The Librarian is called \_\_\_\_\_

The ladies in Reception are called \_\_\_\_\_

## LOST PROPERTY

Lost items may be claimed from here. This is only possible if the item is labelled!

The Lost Property store is open every Tuesday & Thursday at Break Time 10.50 - 11.05.

It is located on the Lower Floor.




## VERY IMPORTANT!!

MAKE SURE EVERY ITEM OF SCHOOL UNIFORM IS CLEARLY LABELLED WITH YOUR NAME - DON'T FORGET TO LABEL MUSICAL INSTRUMENTS & HOCKEY STICKS ETC!




## Check list for your first day



a pen & pencil

an eraser



a large school bag




a snack to eat at break time!

If you bring a purse, make sure that it is small enough to fit into the pocket of your skirt or blazer



Your **SECOND** day is a normal school day so...




1. Arrive in school for 8.35 am.

2. Go to your locker and hang up your coat if you have one.



3. You must be in your Form room at 8.45am. Your Form Tutor will mark the register.

5. LUNCH begins at 12.50 pm.




4. BREAK begins at 10.50am.

BREAK ends at 11.05am.


You may go to your locker during break to leave in books you don't need.



6. LUNCH ends at 1.45pm.



7. SCHOOL ends at 3.30pm.



## SCHOOL PLANNER and TIMETABLE


Your Form teacher will give these out and explain them to you on your first day. The School Planner will give you more information about school routines and procedures.



## PE

Do **NOT** bring any sports equipment to your FIRST PE lesson.

In your FIRST PE lesson you will meet your PE teacher who will tell you what to bring for your next lesson.



# Lockers

1. You will be given a locker of your own where you can hang up your coat and keep your books.

2. You must keep your locker in good order.

3. You will be taken to see your locker and you will have to make up a special 4 digit code — you will have to remember this number!

4. Remember to keep your locker locked at all times.

5. When you come to school in the morning go to your locker, hang up your coat and collect your books for Periods, 1, 2 and 3.

6. At break time go to your locker and collect your books for Periods 4, 5 and 6.

7. At lunch time collect your books for Periods 7, 8 and 9.

8. Before going home, fetch your coat and get any books you might need for homeworks.

9. Do not leave any belongings outside or on top of your locker at any time.

10. Your PE kit may be kept in the cubby-holes beside the lockers.




# Lunch time

1. Lunch time begins at 12.50pm.

3. You may leave your bags in your common room while you eat lunch, but do not leave any valuables!

5. You may use rooms L1 & L2 as common rooms after you have had your lunch.

6. A bell will ring at 1.40pm when you should go to class. Period 7 begins at 1.45pm!



2. For the first week you will have lunch in the canteen at 12.45pm. You may have canteen lunch or bring a packed lunch if you prefer.

4. During your lunch break you should go to your locker to collect books for periods 7-9.



